

GARMENT MEASUREMENTS

All measurements are in cm unless otherwise stated

LV200 MEN'S PERFORMANCE PANEL VEST	XS	S	M	L	XL	2XL	TOLS +/-
CHEST	44.00	47.00	50.00	53.00	56.00	60.00	1.5
LENGTH	65.00	67.00	69.00	71.00	72.00	74.00	2

LV240 ADULTS' PERFORMANCE PANEL T-SHIRT	XS	S	M	L	XL	2XL	3XL	TOLS +/-
CHEST	44.00	48.00	52.00	56.00	60.00	64.00	68.00	1.5
LENGTH	67.00	70.00	73.00	75.00	77.00	80.00	83.00	2
SLEEVE LENGTH	31.00	33.00	35.00	37.00	39.00	41.00	43.00	1.5

LV242 KIDS' PERFORMANCE PANEL T-SHIRT	AGE 5/6	AGE 7/8	AGE 9/10	AGE 11/12	AGE 13/14	TOLS +/-
CHEST	36.00	39.00	42.00	46.00	49.00	1.5
LENGTH	50.00	54.00	56.00	59.00	63.00	1.5
SLEEVE LENGTH	14.00	15.00	16.00	17.00	17.00	1

LV250 MEN'S JERSEY TEAM T	S	M	L	XL	2XL	TOLS +/-
CHEST	51.00	54.00	57.00	60.00	63.00	1.5
LENGTH	71.00	73.00	75.00	77.00	79.00	2
SLEEVE LENGTH FROM NECK POINT	34.00	36.00	38.00	40.00	42.00	1.5

LV251 LADIES' JERSEY TEAM T	S	M	L	XL	TOLS +/-
CHEST	42.00	45.00	48.00	51.00	1.5
LENGTH	62.00	64.00	66.00	68.00	2
SLEEVE LENGTH FROM NECK POINT	28.00	29.00	30.00	31.00	1.5

LV260 TEAM BASE LAYER	S/M	L/XL	2XL	TOLS +/-
CHEST	43.00	49.00	54.00	1.5
LENGTH	69.00	72.50	76.00	2
SLEEVE LENGTH	68.00	71.50	75.00	2

LV270 PERFORMANCE T	S	M	L	XL	2XL	TOLS +/-
CHEST	51.00	54.00	57.00	60.00	63.00	1.5
LENGTH	71.00	73.00	75.00	77.00	79.00	2
SLEEVE LENGTH FROM NECK POINT	32.50	33.50	34.50	35.50	36.50	1.5

LV310 PANEL PERFORMANCE POLO	XS	S	M	L	XL	2XL	TOLS +/-
CHEST	48.00	51.00	54.00	57.00	60.00	63.00	1.5
LENGTH	69.00	71.00	73.00	75.00	77.00	79.00	2
SLEEVE LENGTH	32.00	34.00	36.00	38.00	40.00	42.00	1.5

LV322 MEN'S SPORTS POLO	S	M	L	XL	2XL	3XL	TOLS +/-
CHEST	54.00	57.00	60.00	63.00	66.00	69.00	2
LENGTH	70.00	73.00	76.00	79.00	82.00	85.00	2
SLEEVE LENGTH	38.00	42.00	45.00	47.00	49.00	51.00	1.5

LV323 LADIES' SPORTS POLO	S	M	L	XL	2XL	TOLS +/-
CHEST	48.50	51.00	53.50	56.00	58.50	1.5
LENGTH	64.00	65.00	66.00	68.00	70.00	2
SLEEVE LENGTH	31.00	33.00	35.00	37.00	39.00	1.5

LV324 KIDS' SPORTS POLO	AGE 5/6	AGE 7/8	AGE 9/10	AGE 11/12	AGE 13/14	TOLS +/-
CHEST	38.00	41.00	44.00	48.00	52.00	1.5
LENGTH	49.00	52.00	57.00	60.00	64.00	1.5
SLEEVE LENGTH	26.00	28.00	30.00	32.00	35.00	1.5

LV330 FULL ZIP HOODIE	S	M	L	XL	2XL	3XL	TOLS +/-
CHEST	51.00	56.00	60.00	63.00	66.00	69.00	2
LENGTH	68.50	71.00	73.50	76.00	78.50	81.00	2
SLEEVE LENGTH	61.00	63.50	66.00	68.50	68.50	71.00	2

LV335 PULL-OVER HOODIE	S	M	L	XL	2XL	3XL	TOLS +/-
CHEST	51.00	56.00	60.00	63.00	66.00	69.00	2
LENGTH	68.50	71.00	73.50	76.00	78.50	81.00	2
SLEEVE LENGTH INC CUFF	61.00	63.50	66.00	68.50	68.50	71.00	2

LV338 1/4 ZIP SWEATSHIRT	S	M	L	XL	2XL	TOLS +/-
CHEST	53.00	58.00	61.00	64.00	67.00	2
LENGTH	70.00	72.00	74.00	76.00	78.00	2
SLEEVE LENGTH	63.00	65.00	66.00	67.00	68.00	2

LV339 KIDS' PULL-OVER HOODIE	Age 5/6	Age 7/8	Age 9/10	Age 11/12	Age 13/14	TOLS +/-
CHEST	42.00	44.00	46.00	49.00	53.00	1.5
LENGTH	51.00	54.00	58.00	63.00	68.00	1.5
SLEEVE LENGTH	51.00	56.00	60.00	66.00	72.00	2

LV340 PANELLED SPORTS HOODIE	XS	S	M	L	XL	2XL	TOLS +/-
CHEST	48.00	51.00	56.00	60.00	63.00	67.00	2
LENGTH	66.00	68.00	70.00	72.00	74.00	76.00	2
SLEEVE LENGTH	74.00	76.50	79.00	81.50	84.00	86.50	2

LV345 CREW NECK SWEAT	XS	S	M	L	XL	2XL	TOLS +/-
CHEST	48.00	51.00	54.00	57.00	60.00	63.00	1.5
LENGTH	68.00	70.00	72.00	74.00	76.00	78.00	2
SLEEVE LENGTH	64.00	65.00	66.00	67.00	68.00	69.00	2

LV350 MEN'S JERSEY TEAM POLO	S	M	L	XL	2XL	TOLS +/-
CHEST	51.00	54.00	57.00	60.00	63.00	1.5
LENGTH	71.00	73.00	75.00	77.00	79.00	2
SLEEVE LENGTH FROM NECK POINT	34.00	36.00	38.00	40.00	42.00	1.5

LV351 LADIES' JERSEY TEAM POLO	S	M	L	XL	TOLS +/-
CHEST	42.00	45.00	48.00	51.00	1.5
LENGTH	62.00	64.00	66.00	68.00	2
SLEEVE LENGTH FROM NECK POINT	28.00	29.00	30.00	31.00	1.5

LV355 ADULTS' PANEL POLO	XS	S	M	L	XL	2XL	TOL +/-
CHEST	46.00	49.00	52.00	55.00	58.00	61.00	1.5
LENGTH	68.00	70.00	72.00	74.00	76.00	78.00	2
SLEEVE LENGTH FROM NECK POINT	22.00	23.00	24.00	25.00	26.00	27.00	1.5

LV370 MEN'S PIPED PERFORMANCE POLO	XS	S	M	L	XL	2XL	3XL	TOLS +/-
CHEST	48.00	51.00	54.00	57.00	60.00	63.00	66.00	1.5
LENGTH	67.00	69.00	71.00	73.00	75.00	77.00	79.00	2
SLEEVE LENGTH FROM NECK POINT	32.00	34.00	36.00	38.00	40.00	42.00	44.00	1.5

LV371 LADIES' PIPED PERFORMANCE POLO	S	M	L	XL	2XL	TOLS +/-
CHEST	45.00	48.00	51.00	54.00	57.00	1.5
LENGTH	64.00	66.00	68.00	70.00	72.00	2
SLEEVE LENGTH	28.00	30.00	32.00	34.00	36.00	1.5

LV372 KIDS' PIPED PERFORMANCE POLO	AGE 5/6	AGE 7/8	AGE 9/10	AGE 11/12	AGE 13/14	TOLS +/-
CHEST	38.00	41.00	44.00	48.00	52.00	1.5
LENGTH	51.00	54.00	59.00	62.00	66.00	2
SLEEVE LENGTH FROM NECK POINT	26.00	28.00	30.00	32.00	35.00	1.5

LV390 MEN'S CLUB POLO	S	M	L	XL	2XL	3XL	TOLS +/-
CHEST	54.00	57.00	60.00	63.00	66.00	69.00	2
LENGTH	70.00	73.00	76.00	79.00	82.00	85.00	2
SLEEVE LENGTH	38.00	42.00	45.00	47.00	49.00	51.00	1.5

LV391 LADIES' CLUB POLO	XS	S	M	L	XL	2XL	TOLS +/-
CHEST	46.00	48.50	51.00	53.50	56.00	58.50	1.5
LENGTH	63.00	64.00	65.00	66.00	68.00	70.00	2
SLEEVE LENGTH	30.00	31.00	33.00	35.00	37.00	39.00	1.5

LV550 MEN'S PIPED MICROFLEECE	S	M	L	XL	2XL	TOLS +/-
CHEST	51.00	56.00	60.00	63.00	66.00	2
LENGTH	68.00	72.00	76.00	79.00	82.00	2
SLEEVE LENGTH	76.00	78.00	80.00	82.00	84.00	2

LV551 LADIES' PIPED MICROFLEECE	S	M	L	XL	2XL	TOLS +/-
CHEST	48.00	51.00	54.00	57.00	60.00	1.5
LENGTH	62.00	64.00	66.00	68.00	70.00	2
SLEEVE LENGTH	70.00	71.00	72.00	73.00	74.00	2

LV552 KIDS' PIPED MICROFLEECE	AGE 5/6	AGE 7/8	AGE 9/10	AGE 11/12	AGE 13/14	TOLS +/-
CHEST	41.00	43.00	45.00	47.00	49.00	1.5
LENGTH	51.50	54.00	56.50	59.00	61.50	1.5
SLEEVE LENGTH	54.00	56.00	58.00	60.00	62.00	2

LV570 ADULTS' 1/4 ZIP PIPED MICROFLEECE	XS	S	M	L	XL	2XL	TOLS +/-
CHEST	48.00	51.00	54.00	57.00	60.00	63.00	1.5
LENGTH	61.00	65.00	69.00	73.00	76.00	79.00	2
SLEEVE LENGTH	75.00	77.00	79.00	80.00	82.00	84.00	2

LV610 SHOWERPROOF TRAINING JACKET	XS	S	M	L	XL	2XL	TOLS+/-
CHEST	54.00	57.00	60.00	63.00	66.00	69.00	2
LENGTH	66.50	69.50	72.50	75.50	78.50	81.50	2
SLEEVE LENGTH FROM NECK POINT	78.00	80.00	82.00	84.00	86.00	88.00	2

LV612 KIDS' SHOWERPROOF TRAINING JACKET	AGE 7/8	AGE 9/10	AGE 11/12	TOLS+/-
CHEST	45.00	48.00	51.00	1.5
LENGTH	52.00	56.00	60.00	2
SLEEVE LENGTH	58.00	63.00	68.00	2

LV620 ADULTS' TEAM SOFTSHELL JACKET	S	M	L	XL	2XL	TOLS+/-
CHEST	55.00	59.00	63.00	67.00	71.00	2
LENGTH	73.00	75.00	77.00	79.00	81.00	2
SLEEVE LENGTH	79.00	81.00	83.00	85.00	87.00	2

LV622 ADULTS' ACTIVE SOFTSHELL JACKET - NEW	XS	S	M	L	XL	2XL	TOLS+/-
CHEST	50.00	53.00	56.00	59.00	62.00	65.00	2
LENGTH	69.00	71.00	73.00	75.00	77.00	79.00	2
SLEEVE LENGTH	62.00	64.00	66.00	68.00	70.00	72.00	2

LV624 KIDS' ACTIVE SOFTSHELL JACKET - NEW	AGE 5/6	AGE 7/8	AGE 9/10	AGE 11/12	AGE 13	TOLS+/-
CHEST	39.00	42.00	45.00	48.00	51.00	1.5
LENGTH	47.00	51.00	55.00	59.00	63.00	2
SLEEVE LENGTH	45.50	48.50	51.50	54.50	57.50	1.5

LV630 WATERPROOF PERFORMANCE JACKET	S	M	L	XL	2XL	TOLS+/-
CHEST	55.00	59.00	63.00	67.00	71.00	2
LENGTH	74.00	75.00	75.00	79.00	81.00	2
SLEEVE LENGTH	83.00	85.00	90.00	94.00	96.00	2

LV650 LONGLINE JACKET	S	M	L	XL	2XL	TOLS +/-
CHEST	57.00	60.00	64.00	68.00	71.00	2
LENGTH	84.00	86.00	88.00	90.00	92.00	2
SLEEVE LENGTH	68.00	69.00	70.00	71.00	72.00	2

LV805 MEN'S MICROFIBRE TROUSER	S	M	L	XL	TOLS +/-
WAIST	42.50	45.00	47.50	50.00	1.5
INSIDE LEG	77.50	77.50	77.50	77.50	2

LV817 ADULTS' STRETCH SPORTS SHORT	S	M	L	XL	2XL	TOLS +/-
WAIST	37.00	39.00	41.00	43.00	45.00	1.5
INSIDE LEG	39.00	39.00	39.00	39.00	39.00	1.5

LV820 MEN'S OPEN CUFF TRACK PANT	S	M	L	XL	2XL	3XL	TOLS+/-
WAIST RELAXED	32.00	35.00	38.00	41.00	44.00	47.00	1.5
INSIDE LEG (inches)	32.00	32.00	32.00	32.00	32.00	32.00	1.5
HIP 10CM UP FROM CROTCH	55.00	58.00	61.00	64.00	68.00	72.00	2

LV821 LADIES' OPEN CUFF TRACK PANT	S	M	L	XL	2XL	TOLS+/-
WAIST RELAXED	28.00	32.00	35.00	38.00	41.00	1.5
INSIDE LEG (inches)	30.00	30.00	30.00	30.00	30.00	1.5
HIP 10CM UP FROM CROTCH	51.00	54.00	57.00	60.00	63.00	1.5

LV822 KIDS' OPEN CUFF TRACK PANT	AGE 5/6	AGE 7/8	AGE 9/10	AGE 11/12	AGE 13/14	TOLS+/-
WAIST RELAXED	25.00	27.00	29.00	31.00	33.00	1.5
INSIDE LEG (inches)	21.00	23.00	25.00	28.50	32.00	1.5
HIP 10CM UP FROM CROTCH	40.00	43.00	46.50	49.00	52.00	1.5

LV830 MEN'S MICROFIBRE SHORT	S	M	L	XL	2XL	TOLS+/-
WAIST RELAXED	32.00	35.00	38.00	41.00	44.00	1.5
INSIDE LEG	20.00	20.00	20.00	20.00	20.00	1.5
HIP 10CM UP FROM CROTCH	55.00	58.00	61.00	64.00	68.00	2

LV831 LADIES' MICROFIBRE SHORT	S	M	L	XL	2XL	TOLS+/-
WAIST RELAXED	29.00	32.00	35.00	38.00	41.00	1.5
INSIDE LEG	15.00	15.00	15.00	15.00	15.00	1
HIP 10CM UP FROM CROTCH	51.00	54.00	57.00	60.00	63.00	1.5

LV832 KIDS' MICROFIBRE SHORT	AGE 5/6	AGE 7/8	AGE 9/10	AGE 11/12	AGE 13/14	TOLS+/-
WAIST RELAXED	25.00	26.00	28.00	30.00	33.00	1.5
INSIDE LEG	16.00	19.00	19.00	19.00	21.00	1
HIP 10CM UP FROM CROTCH	40.00	44.00	46.50	49.00	52.00	1.5

LV833 LADIES' SKORT	XS	S	M	L	XL	TOLS+/-
	8	10	12	14	16	
WAIST RELAXED	31.00	33.00	35.00	37.00	39.00	1.5
WAIST EXTENDED	36.00	38.00	44.00	46.00	48.00	1.5
SKIRT LENGTH	34.50	36.00	37.50	39.00	40.50	1.5

LV834 GIRLS' SKORT WITH WICKING FINISH - NEW	AGE 5/6	AGE 7/8	AGE 9/10	AGE 11/12	AGE 13	TOLS+/-
WAIST RELAXED	24.00	26.00	28.00	30.00	32.00	2
WAIST EXTENDED	37.50	38.50	39.50	40.50	41.50	1.5
SKIRT LENGTH	31.00	32.00	33.00	34.00	35.00	1.5

LV840 PIPED TRACK TOP	S	M	L	XL	2XL	TOLS+/-
CHEST	54.00	57.00	60.00	63.00	66.00	2
LENGTH	70.00	72.50	75.00	77.50	80.00	2
SLEEVE LENGTH FROM NECK POINT	80.00	82.00	84.00	86.00	88.00	2

LV842 KIDS' PIPED TRACK TOP	AGE 5/6	AGE 7/8	AGE 9/10	AGE 11/12	AGE 13/14	TOLS+/-
CHEST	42.00	45.00	48.00	51.00	54.00	1.5
LENGTH	48.00	52.00	56.00	60.00	64.00	2
SLEEVE LENGTH	44.50	48.50	53.00	57.50	62.00	1.5

LV845 CREW NECK WARM UP DRILL TOP	S	M	L	XL	2XL	TOLS+/-
CHEST	63.00	66.00	68.00	71.00	74.00	2
LENGTH	71.00	74.00	77.00	80.00	83.00	2
SLEEVE LENGTH FROM NECK POINT	77.00	79.00	81.00	83.00	84.00	2

LV850 MEN'S PIPED TRACK PANT	S	M	L	XL	2XL	TOLS+/-
WAIST RELAXED	32.00	35.00	38.00	41.00	44.00	1.5
INSIDE LEG (Inches)	32.00	32.00	32.00	32.00	32.00	1.5
HIP 10CM UP FROM CROTCH	55.00	58.00	61.00	64.00	68.00	2

LV851 LADIES' PIPED TRACK PANT	S	M	L	XL	TOLS+/-
WAIST RELAXED	28.00	32.00	35.00	38.00	1.5
INSIDE LEG (Inches)	30.00	30.00	30.00	30.00	1.5
HIP 10CM UP FROM CROTCH	51.00	54.00	57.00	60.00	1.5

LV852 KIDS' PIPED TRACK PANT	AGE 5/6	AGE 7/8	AGE 9/10	AGE 11/12	AGE 13/14	TOLS+/-
WAIST RELAXED	25.00	27.00	29.00	31.00	33.00	1.5
INSIDE LEG (Inches)	21.00	23.00	25.00	28.50	31.50	1.5
HIP 10CM UP FROM CROTCH	40.00	43.00	46.50	49.00	52.00	1.5

LV860 ADULTS' PIPED SHORTS	S	M	L	XL	2XL	TOLS+/-
WAIST RELAXED	32.00	35.00	38.00	41.00	44.00	1.5
INSIDE LEG (cm)	22.00	22.00	22.00	22.00	22.00	1.5
HIP 10CM UP FROM CROTCH	55.00	58.00	61.00	64.00	68.00	2

LV862 KIDS' PIPED SHORT	AGE 5/6	AGE 7/8	AGE 9/10	AGE 11/12	AGE 13/14	TOLS+/-
WAIST RELAXED	25.00	26.00	28.00	30.00	33.00	1.5
INSIDE LEG (cm)	16.00	19.00	19.00	19.00	21.00	1
HIP 10CM UP FROM CROTCH	40.00	44.00	46.50	49.00	52.00	1.5

LV871 ADULTS' KNITTED TRACKSUIT TOP - NEW	XS	S	M	L	XL	2XL	TOLS+/-
CHEST	49.00	52.00	55.00	58.00	61.00	64.00	1.5
LENGTH	67.00	69.00	71.00	73.00	75.00	77.00	2
SLEEVE LENGTH	76.00	78.00	80.00	82.00	84.00	86.00	2

LV873 KIDS' KNITTED TRACKSUIT TOP - NEW	AGE 5/6	AGE 7/8	AGE 9/10	AGE 11/12	AGE 13	TOLS+/-
CHEST	37.00	40.00	43.00	46.00	49.00	1.5
LENGTH	46.00	50.00	54.00	58.00	62.00	1.5
SLEEVE LENGTH	53.00	56.00	59.00	62.00	65.00	1.5

LV881 ADULTS' KNITTED TRACKSUIT PANTS - NEW	XS	S	M	L	XL	2XL	TOLS+/-
WAIST RELAXED	34.00	36.50	39.00	41.50	44.00	46.50	1.5
INSIDE LEG (Inches)	30.00	30.00	30.00	31.00	31.00	31.00	2
HIP 10CM UP FROM CROTCH	51.00	53.50	56.00	58.50	61.00	63.50	2

LV883 KIDS' KNITTED TRACKSUIT PANTS - NEW	AGE 5/6	AGE 7/8	AGE 9/10	AGE 11/12	AGE 13	TOLS+/-
WAIST RELAXED	25.00	28.00	31.00	34.00	37.00	1.5
INSIDE LEG (Inches)	18.50	21.00	23.00	25.50	30.00	2
HIP 10CM UP FROM CROTCH	34.00	36.00	38.00	40.00	42.00	1.5

LV890 ADULTS' TEAM OVERTOP	S	M	L	XL	2XL	TOLS+/-
CHEST	57.00	61.00	64.00	67.00	71.00	2
LENGTH	72.00	76.00	80.00	81.00	81.50	2
SLEEVE LENGTH	81.00	83.00	85.00	87.00	89.00	2

LV892 KIDS' TEAM OVERTOP	AGE 5/6	AGE 7/8	AGE 9/10	AGE 11/12	AGE 13/14	TOLS +/-
CHEST	50.00	53.00	56.00	59.00	62.00	1.5
LENGTH	57.00	59.00	61.00	63.00	65.00	2
SLEEVE LENGTH	58.00	60.00	62.00	64.00	68.00	2

LV984 TEAM SHOE BAG	ONE SIZE	TOLS +/-						
LENGTH	37.00	1.5						
WIDTH	20.00	1.5						
DEPTH	14.00	1						
CAPACITY (LITRE)	10.00							

LV986 ULTIMATE TEAM HOLDALL	ONE SIZE	TOLS +/-						
LENGTH	60.00	2						
WIDTH	27.00	1.5						
DEPTH	25.00	1.5						
CAPACITY (LITRE)	35.00							

ETHICS AND STANDARDS

Ethical trading and respect for human rights are core company values. At Finden and Hales, we believe in establishing long-term partnerships with our suppliers to promote adherence to internationally recognised ethical standards. All our factories operate in full compliance of all applicable laws, rules and regulations pertaining to their country. We select, approve and inspect all our suppliers personally along with local representatives, therefore we can guarantee that high ethical and environmental standards are met across the board. When assessing our supply partners we follow set standards, which require working conditions in our factories to be safe, for working hours to not exceed local maximums and that overtime must be voluntary. Employment below the minimum working age set by the individual country and forced labour is prohibited and all suppliers employ based on equal opportunities and non-racist policies. Remuneration must be at least the minimum wage required by local law, including allowances and benefits. We require that our suppliers and manufacturers comply with all local environmental laws and legislation and that they are committed to improving and investing in environmental efforts. At Finden and Hales we believe that our employees, wherever they are in the world, have a right to these conditions and through frequent inspections by our local agents and ourselves we ensure compliance with the above principles.

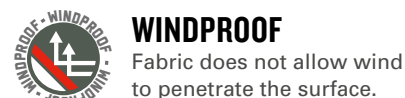
CERTIFICATIONS

Further information and clarification relating to various certifications and standards is available from us if required.

Worldwide Responsible Accredited Production: WRAP is an independent, non profit organisation dedicated to the certification of lawful, humane and ethical manufacturing throughout the world. Such certification is a further indication of our commitment to social responsibility. Look out for the icon throughout the brochure.









PERFORMANCE KEY



PANTONE COLOURS

All new shades have nearest pantone ref listed - may be improved with CMYK colours.

 AMBER PMS: 1235C TPX: 14-1159	 BLACK PMS: BLACK TPX: BLACK	 BOTTLE GREEN PMS: 3435C TPX: 19-6311	 DARK GREY MARL PMS: Cool Gray 10C TPX: 18-4005	 GREEN PMS: 7481C TPX: 16-6240
 GUNMETAL GREY PMS: 426U TPX: 18-0000	 HEATHER GREY PMS: Cool Gray 7C TPX: 14-5002	 LIME PMS: 367U TPX: 14-0244	 MAROON PMS: 7642C TPX: 19-2024	 NAVY PMS: 533C TPX: 19-3921
 ORANGE PMS: 21C TPX: 16-1255	 PURPLE PMS: 7447C TPX: 19-3748	 RED PMS: 186C TPX: 18-1660	 ROYAL PMS: 2935C TPX: 18-4244	 SKY PMS: 284U TPX: 15-3920
 WHITE PMS: WHITE TPX: WHITE	 YELLOW PMS: 109U TPX: 14-0850			